

FEEDBACK REPORT **2017-18**

FEEDBACK REPORT OF TEACHERS (2017-18)

An annual survey was conducted to assess the opinion of teachers regarding UG and PG courses offered in the college. In each academic year teachers were asked to complete a printed feedback forms provided by the college IQAC. Teachers were asked to express their opinion

regarding various aspects of course for providing recommendations to the University for Syllabus Revision.

Design of Feedback

The feedback collected included rating of key services on a five point scale:

1. Strongly Disagree 2. Disagree 3. Neutral 4. Agree 5. Strongly Agree

Areas assessed were;

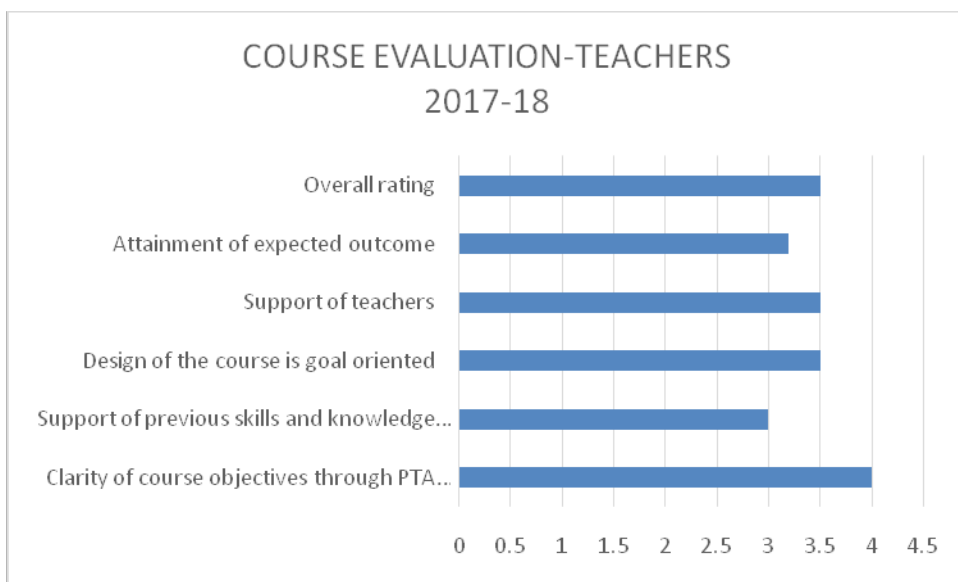
1. Clarifying the objectives of course through PTA meeting
2. Support of the curriculum for improving previous skills and knowledge of students
3. Appropriateness of the goal of the course designed
4. Support of teachers
5. Attainment of expected outcome.
6. Overall rating

Analysis of feed back

Feedback was sorted and the opinion obtained for each parameter is analyzed with grade points.

The opinion of teachers for each parameter are Measured in five point scale shown below

0-Strongly disagree	1-Disagree	2- Neutral	3-Agree	4-strongly Agree
---------------------	------------	------------	---------	------------------



After analyzing the feedback of teachers it was observed that majority of the teachers expressed their opinion that various aspects of curriculum were clearly explained to parents in the PTA meeting conducted every year whereas they are expressed their opinion regarding further improvement in aspects like effectiveness of the course to support the skill and knowledge of the ward .Majority of the teachers are satisfied with the structure of the course but expressed their opinion for requires further improvement.

Semester system, tutorial system and opportunity for ICT enabled learning were identified by the teachers as strength of the curriculum whereas lengthy syllabus, less importance of practice teaching, limited number of practical classes were ranked as the weakness of the curriculum. Majority of the teachers were recommended for timely syllabus updation and for including practical session in the curriculum for improving the soft skills of the students in such a competitive environment.

An annual survey was conducted to assess the satisfaction of students regarding UG and PG Courses offered under the Department. Students were asked to complete a feedback form provided by the college at the end of academic session to gain an insight into various parameters of curriculum. We value feedback and treat it with highest respect, courtesy, value and confidentiality.

Design of Feedback

The feedback collected included rating of key services on a five point scale:

1. Strongly Disagree 2. Disagree 3. Neutral 4. Agree 5. Strongly Agree

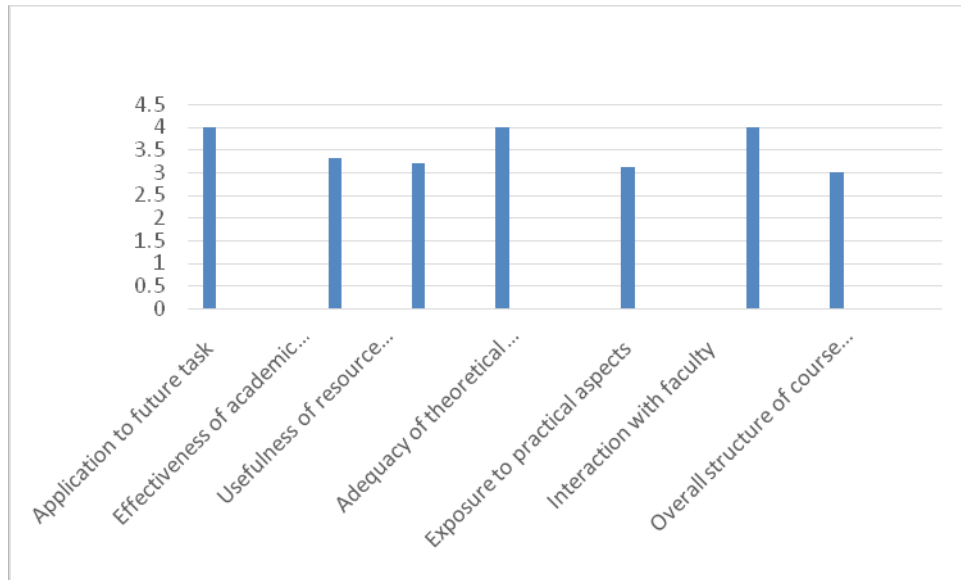
Areas assessed were

1. Application of the course to future task
2. Effectiveness of academic content
3. Usefulness of resource material
4. Adequacy of theoretical background
5. Exposure to practical aspects
6. Interaction with faculty
7. Overall structure of course content

Analysis of feed back

Feedback was sorted and the opinion obtained for each parameter is analyzed with grade points. The opinion of students for each parameter Are Measured in five point scale shown below

0-Strongly disagree	1-Disagree	2- Neutral	3-Agree	4-strongly Agree
----------------------------	-------------------	-------------------	----------------	-------------------------



After analyzing the feedback it was observed that faculty interaction, academic content and application to future task were ranked highest whereas resource material was ranked lowest.

FEEDBACK REPORT OF ALUMNI 2017 -18

Alumni feedback was collected every year from the students either through mailed questionnaire or whenever they visit college for various purposes. Alumni feedback is valuable for us as it provides us the inputs regarding improvement in facilities and employability of our students.. Students were asked to give a special comment on the curriculum of the university. Based on the comments of the alumni, the analysis was done.

Design of the feedback

The feedback collected included rating of key services on a five point scale:

1. Strongly Disagree
2. Disagree
3. Neutral
4. Agree
5. Strongly Agree

Areas assessed were

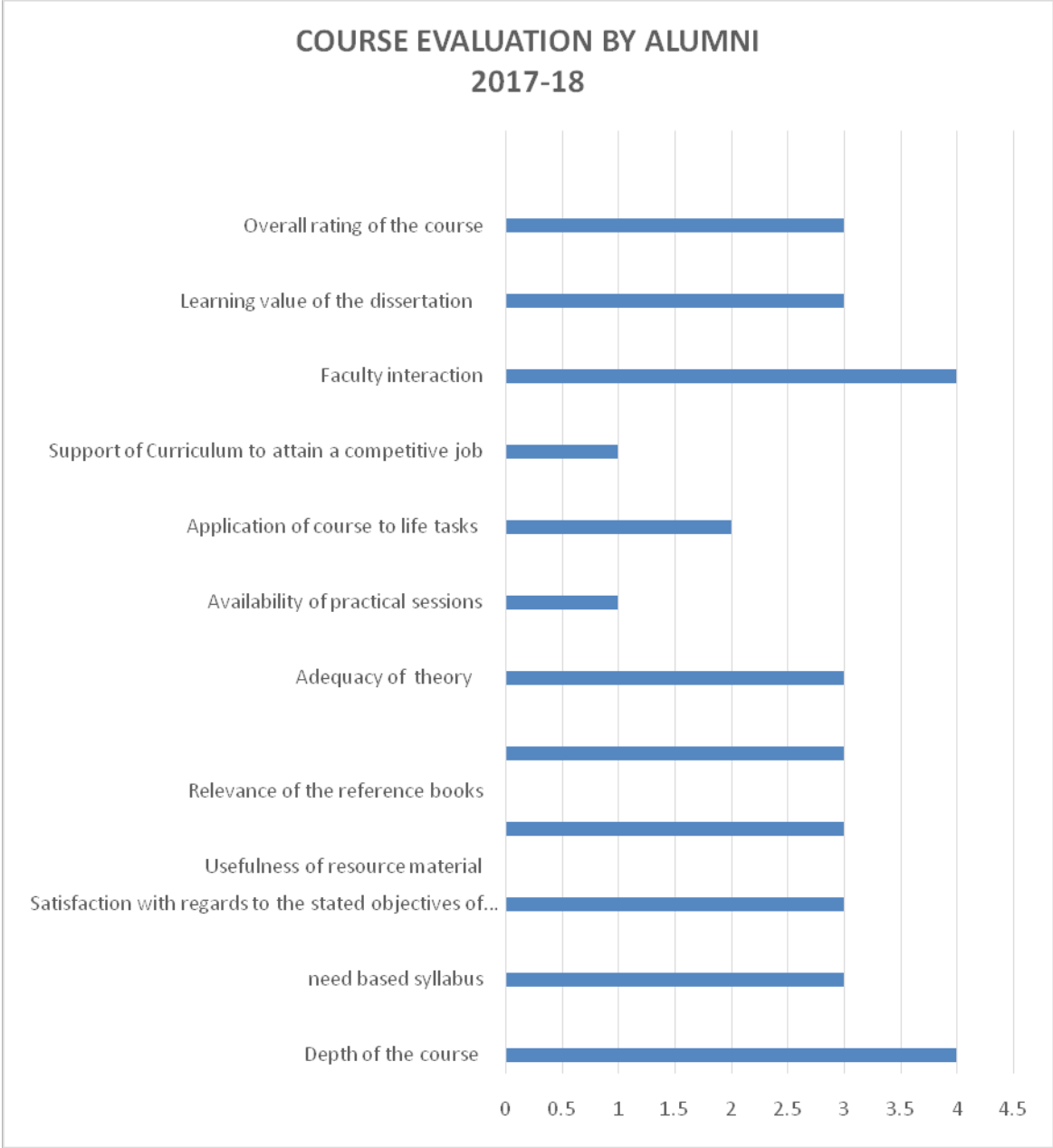
1. Depth of the course content
2. Relevance of the syllabus
3. Effectiveness of course content to attain the desired objective
4. Usefulness of resource material
5. Availability of sufficient resource material
6. Relevance of reference books
7. Availability of practical sessions
8. Application of course to life tasks
9. Support of Curriculum to attain a competitive job
10. Faculty interaction
11. Learning value of the dissertation

Analysis of Feedback

Feedback was sorted and the opinion obtained for each parameter is analyzed with grade points.

The opinion of alumni for each parameter are Measured in five point scale shown below

0-Strongly disagree	1-Disagree	2- Neutral	3-Agree	4-strongly Agree
----------------------------	-------------------	-------------------	----------------	-------------------------



After analyzing the feedback it was observed that majority of the respondents were satisfied with depth of the course content and faculty interaction. Most of the alumni reported that Course structure and teaching methods were on line with the requirements of the job market. They pointed out the limitation of curriculum to attain competitive jobs in various fields. Limited opportunity for practical aspects of the course were also ranked lowest